



CHILDREN  
0-14

# Why do we need data and why is it important?

- Strategic relevance of Swim to Survive
- Build evidence base and establish base line
- Maximise return off limited funds
- Effectiveness of Swim to Survive – are we making a difference?

Proudly supported by



Australian Government



CHILDREN  
0-14

# How do we collect the data and what do we do with it?

- Funded and non funded organisations input information
- Linked to service agreement
- Kids are assessed before and after completion of the programme
- Quantitative data then analysed and assessed

Proudly supported by





CHILDREN  
0-14

# What do we collect and what don't we collect?

Year 6 - 6 <input type="button" value="Go"/>		National Avg.
<b>ACHIEVEMENT PROGRESS</b>		
% Achieving Submersion		94.9%
% Achieving Floating		94.27%
% Achieving 5 Metre Swim		92.18%
% Achieving 15 Metre Swim		82.88%
% Achieving 25 Metre Swim		68.35%
% Achieving 50 Metre Swim		50.93%
% Achieving 100 Metre Swim		37.77%
% Achieving Survival Sequence		29.32%
% Achieving 200 Metre Swim		26.57%
<b>MISCELLANEOUS</b>		
Average number of swim lessons per class		3.7
Average session time (minutes)		29.8
% of instructors trained in swim and survive		93.12 %

Proudly supported by



Australian Government



CHILDREN  
0-14

# What do we collect and what don't we collect?

[Maximise screen](#) | [Freeze table header](#)

Passport ID	Name	Year	Gender	Lessons	Base Achievement	CURRENT ACHIEVEMENTS									
						Submersion	Floating	Swim (Metres)						Complete Survival Sequence	200m
								5m	15m	25m	50m	100m	200m		
MARK ALL >		- ▾	- ▾	- ▾		<input type="checkbox"/>	<input type="checkbox"/>	<input type="checkbox"/>	<input type="checkbox"/>	<input type="checkbox"/>	<input type="checkbox"/>	<input type="checkbox"/>	<input type="checkbox"/>		
SFL376987	Metu Nafatali	7 ▾	M ▾	5 ▾	Swim 25m ▾	<input checked="" type="checkbox"/>	<input checked="" type="checkbox"/>	<input checked="" type="checkbox"/>	<input checked="" type="checkbox"/>	<input checked="" type="checkbox"/>	<input checked="" type="checkbox"/>	<input checked="" type="checkbox"/>	<input type="checkbox"/>	<input type="checkbox"/>	Remove
SFL376991	Elisha Pomare	7 ▾	F ▾	5 ▾	Swim 200m ▾	<input checked="" type="checkbox"/>	<input checked="" type="checkbox"/>	<input checked="" type="checkbox"/>	<input checked="" type="checkbox"/>	<input checked="" type="checkbox"/>	<input checked="" type="checkbox"/>	<input checked="" type="checkbox"/>	<input checked="" type="checkbox"/>	<input checked="" type="checkbox"/>	Remove
SFL376992	Tyrel Potaka-Georgi	7 ▾	M ▾	5 ▾	Swim 200m ▾	<input checked="" type="checkbox"/>	<input checked="" type="checkbox"/>	<input checked="" type="checkbox"/>	<input checked="" type="checkbox"/>	<input checked="" type="checkbox"/>	<input checked="" type="checkbox"/>	<input checked="" type="checkbox"/>	<input checked="" type="checkbox"/>	<input checked="" type="checkbox"/>	Remove
SFL377119	Josiah Gilbert-Kenn	7 ▾	M ▾	5 ▾	Swim 15m ▾	<input checked="" type="checkbox"/>	<input checked="" type="checkbox"/>	<input checked="" type="checkbox"/>	<input checked="" type="checkbox"/>	<input checked="" type="checkbox"/>	<input type="checkbox"/>	<input type="checkbox"/>	<input type="checkbox"/>	<input type="checkbox"/>	Remove

NATIONAL DROWNING PREVENTION SUMMIT 2014

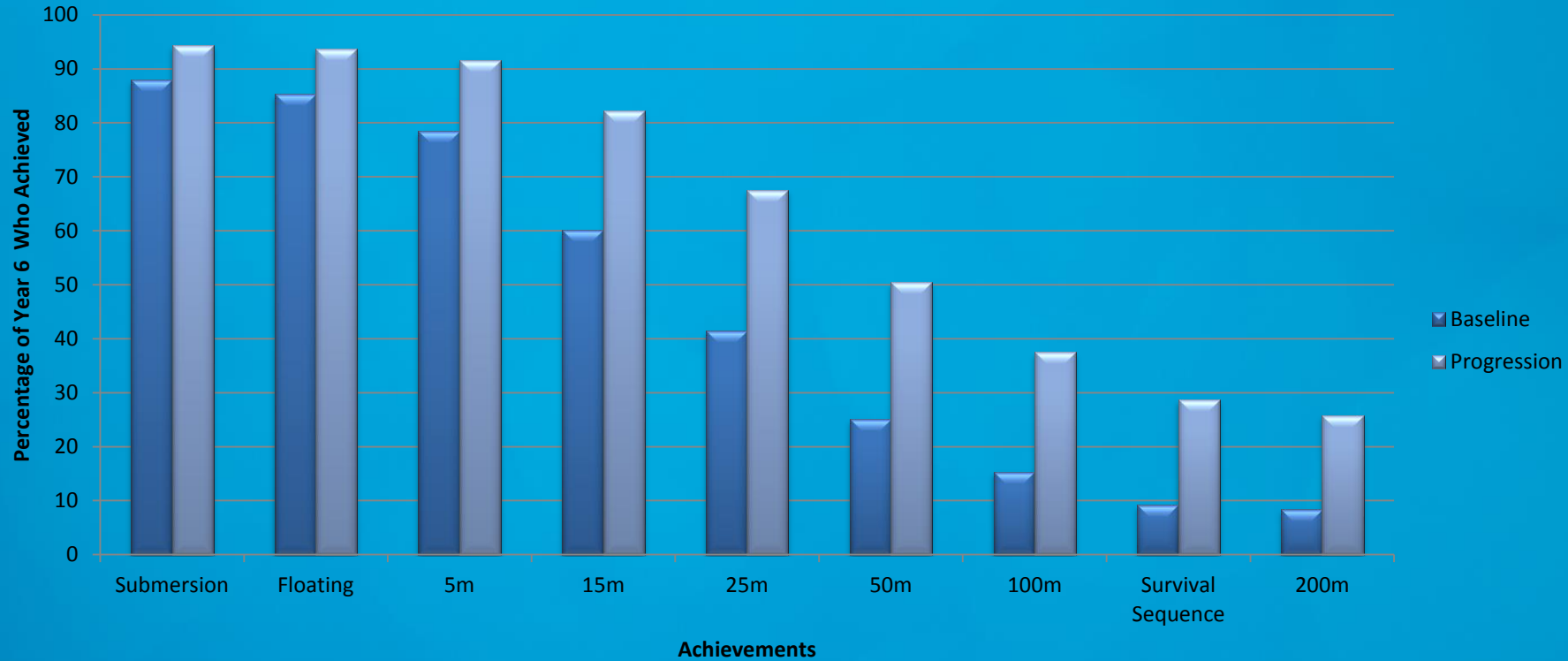
Proudly supported by





CHILDREN  
0-14

## Year 6 Baseline and Progression Achievements Term 4 2010 - Term 4 2013



Proudly supported by

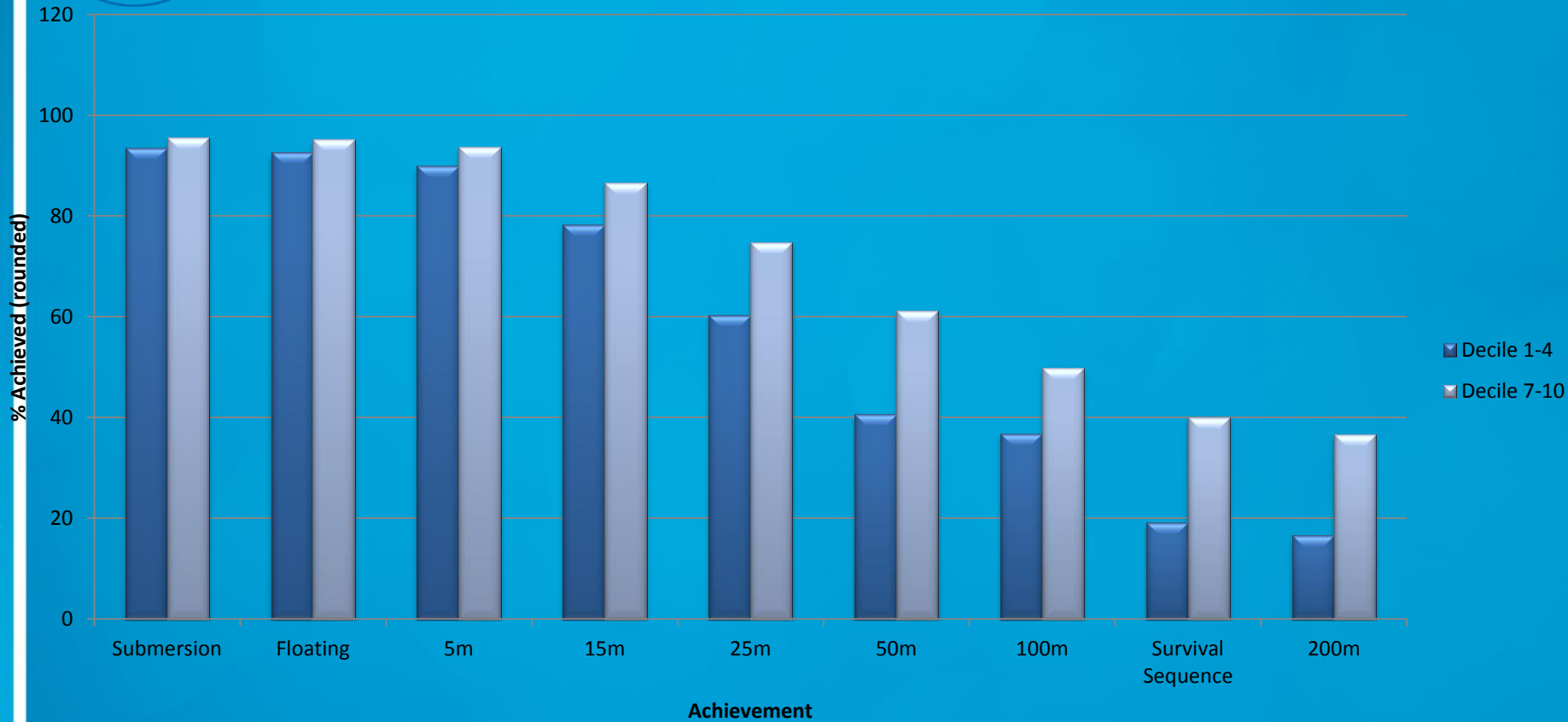


Australian Government



CHILDREN  
0-14

## Year 6 Decile Achievement Term 4 2010 - Term 4 2013



Proudly supported by

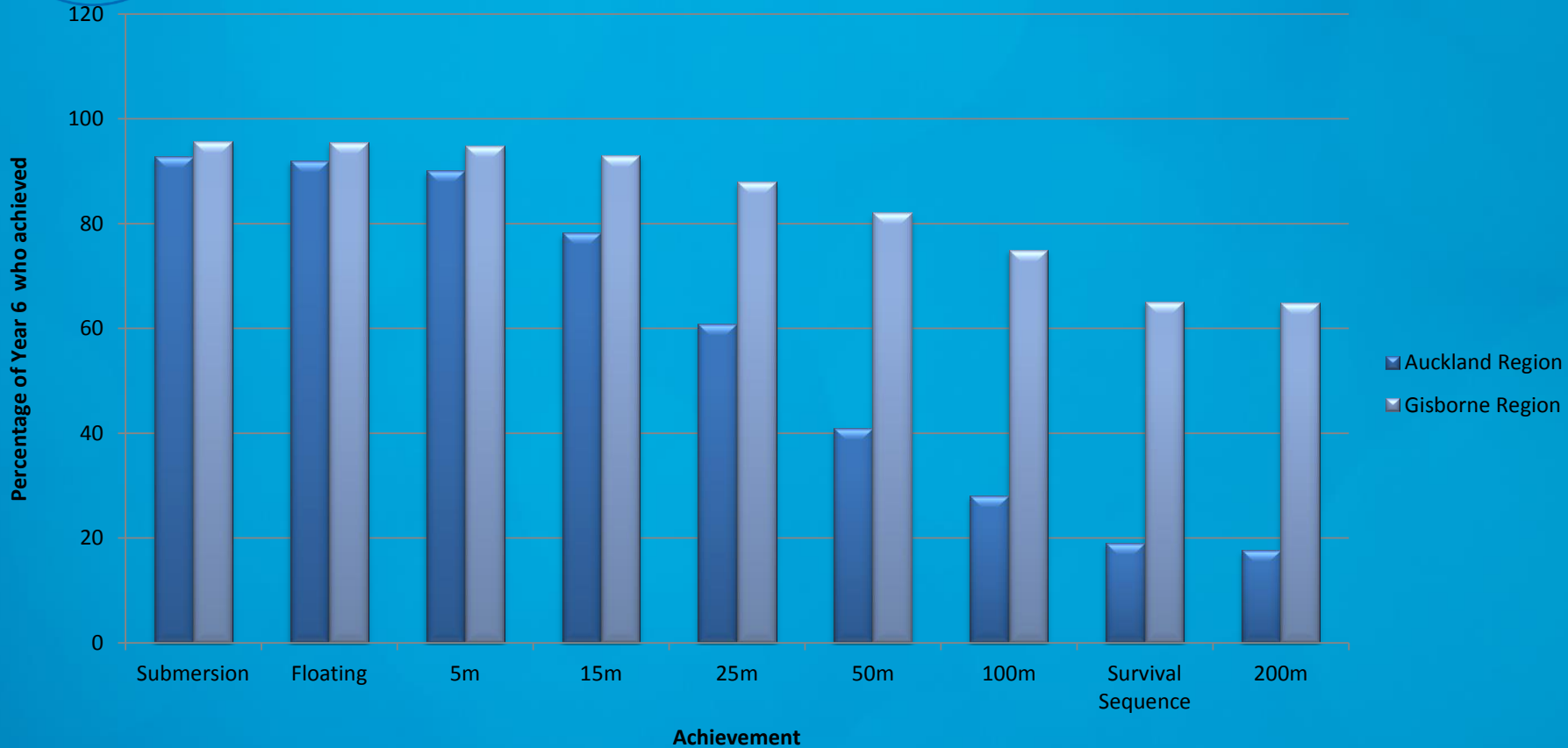






CHILDREN  
0-14

# Auckland Region vs Gisborne Region Year 6 Term 4 2010 - Term 4 2013



NATIONAL DROWNING PREVENTION SUMMIT 2014

Proudly supported by





CHILDREN  
0-14

# Where to next?

NATIONAL DROWNING PREVENTION SUMMIT 2014

Proudly supported by



Australian Government